




District Report Card: 2017	
State: Bihar	District: Aurangabad (bihar)
Class: 3	Subject: Mathematics
Schools: 60	Students: 1188


Participation/Coverage


Students

<div>GENDER</div> <div></div>	Boys		Girls	
	Number	%	Number	%
	572	48.15	616	51.85

<div>AREA</div> <div></div>	Rural		Urban	
	Number	%	Number	%
	1125	94.70	63	5.30

<div>CATEGORY</div> <div></div>	SC		ST		OBC		GEN	
	Number	%	Number	%	Number	%	Number	%
	389	32.74	2	0.17	729	61.36	68	5.72

<div>CWSN</div> <div></div>	LD	VI	HI	S&LD	ID	Oth
	3	2	0	2	0	1

<div>Management</div> <div></div>	Government		Government-aided	
	Number	%	Number	%
	1188	100.00	0	0.00

Average Performance of Students in Mathematics (%)										
Overall	Gender		Area		Management		Social Group			
	Male	Female	Rural	Urban	Govt.	Aided	SC	ST	OBC	GEN
62.19	61.14	63.16	62.45	57.46	62.19	0.00	61.80	66.67	63.02	55.39

Performance on Learning Outcomes (LOs)

Learning Outcomes	Description	Average Performance(%)
M301	Reads and writes numbers up to 999 using place value	57.07
M302	Compares numbers up to 999 based on their place values	77.19
M303	Solves simple daily life problems using addition and subtraction of three digit numbers with and without regrouping	56.77
M304	Constructs and uses the multiplication facts (up till 10) in daily life situations	66.16
M305	Analyses and applies an appropriate number operation in the situation/ context	61.11
M306	Explains the meaning of division facts by equal grouping/sharing and finds it by repeated subtraction	58.67
M309	Identifies and makes 2D-shapes by paper folding, paper cutting on the dot grid, using straight lines etc.	76.86
M311	Fills a given region leaving no gaps using a tile of a given shape	43.61
M312	Estimates and measures length and distance using standard units like centimeters or meters & identifies relationships	33.78
M317	Reads the time correctly to the hour using a clock/watch	74.16
M318	Extends patterns in simple shapes and numbers	53.26
M319	Records data using tally marks, represents pictorially and draws conclusions	69.87

Range of Performance of Students who Answered Correctly							
Below 30%		30% - 50%		50% - 75%		Above 75%	
Number	%	Number	%	Number	%	Number	%
138	11.62	184	15.49	508	42.76	358	30.13

Lowest Performing Learning Outcomes (LOs)

- 1 - Estimates and measures length and distance using standard units like centimeters or meters & identifies relationships (33.78)
- 2 - Fills a given region leaving no gaps using a tile of a given shape (43.61)
- 3 - Extends patterns in simple shapes and numbers (53.26)
- 4 - Solves simple daily life problems using addition and subtraction of three digit numbers with and without regrouping (56.77)
- 5 - Reads and writes numbers up to 999 using place value (57.07)